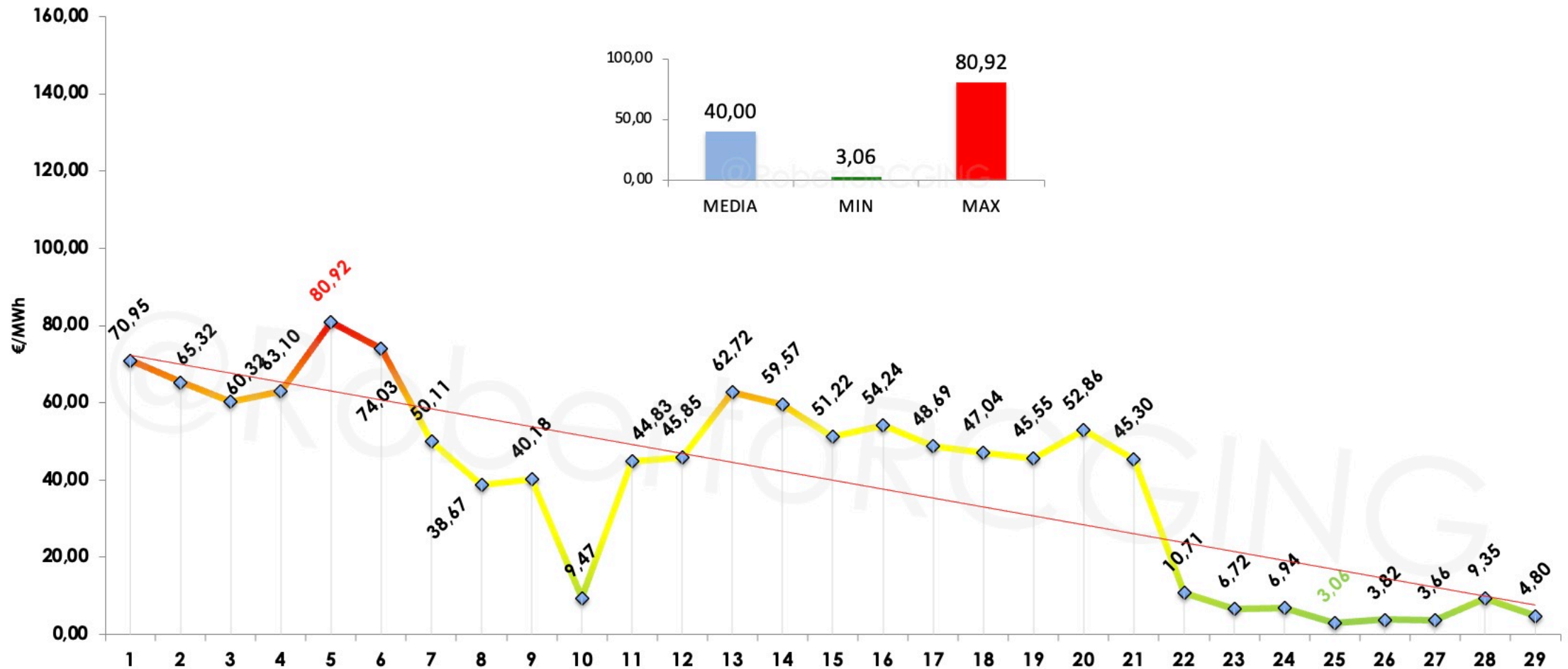


Curva mensual del POOL FEBRERO 2024

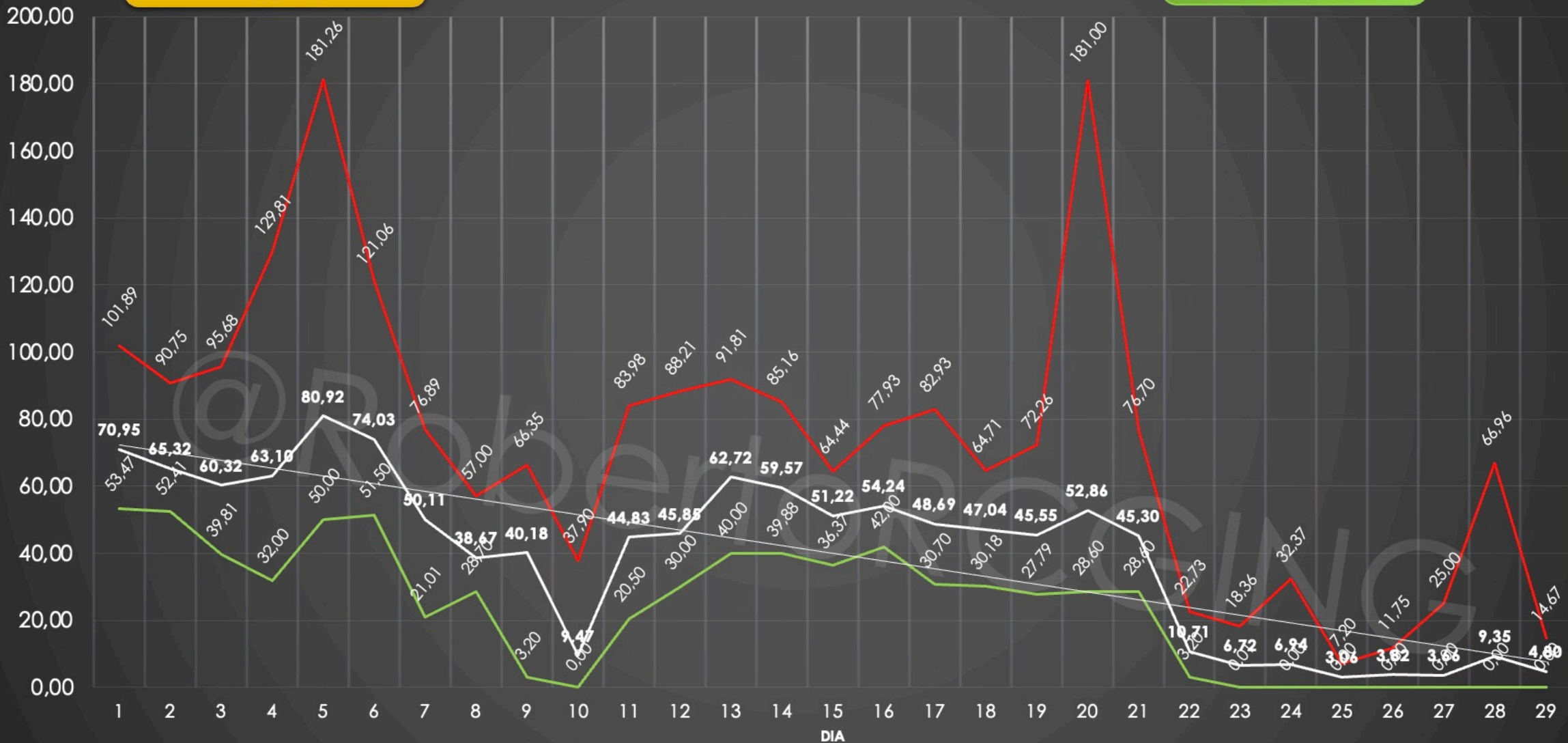


respecto enero
-46,02%

POOL MES FEBRERO 2024

media mensual
40,00 €/MWh

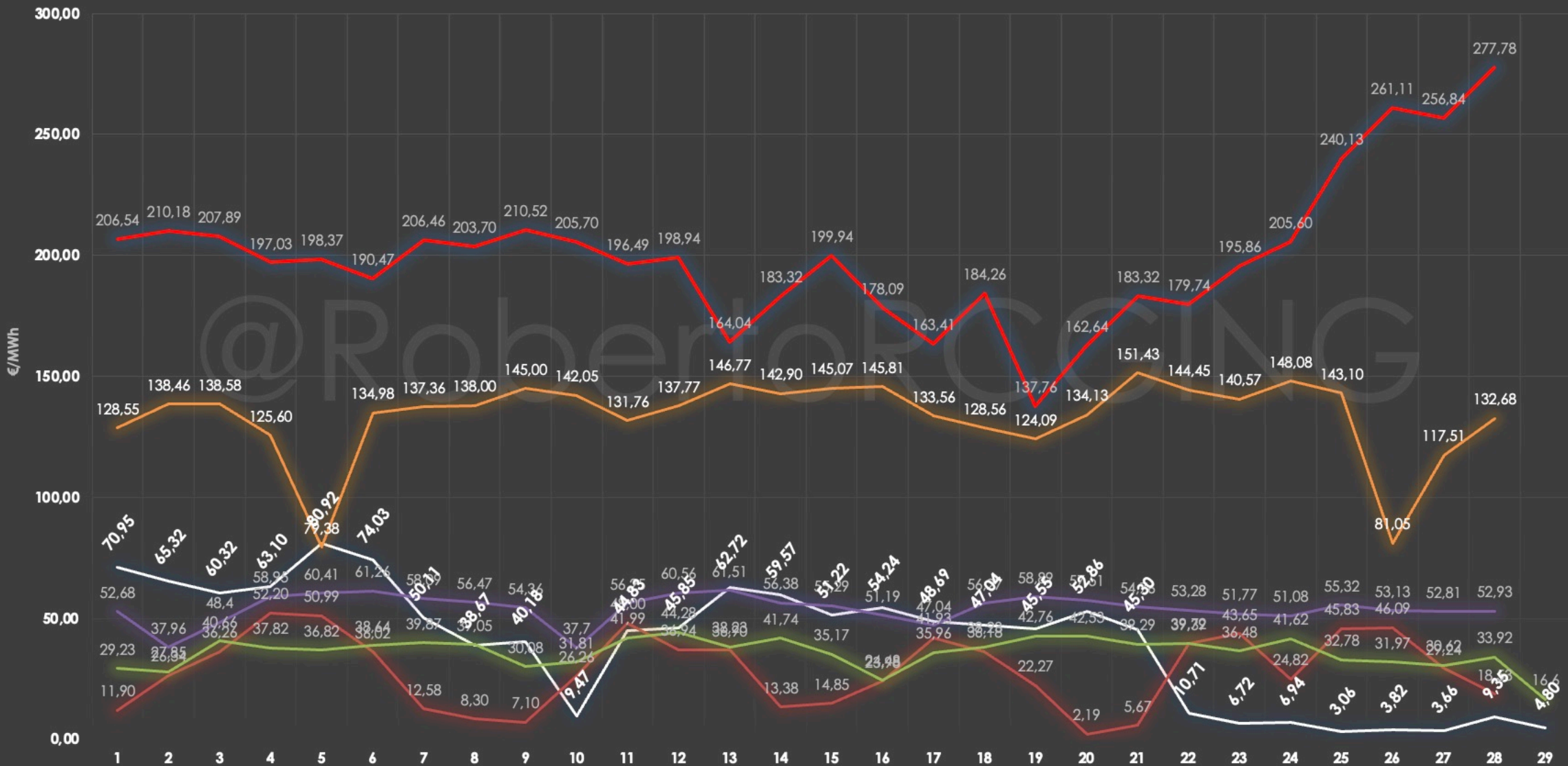
— Medio — Mínimo — Máximo — Lineal (Medio)



	MEDIA	MIN	MAX
PROMEDIO MENSUAL	40,00	23,79	73,34
VALOR MÍNIMO	3,06	0,00	7,20
VALOR MÁXIMO	80,92	53,47	181,26
	en €/MWh		

Comparativa del mes de FEBRERO - últimos 6 años

—2024 —2023 —2022 —2021 —2020 —2019

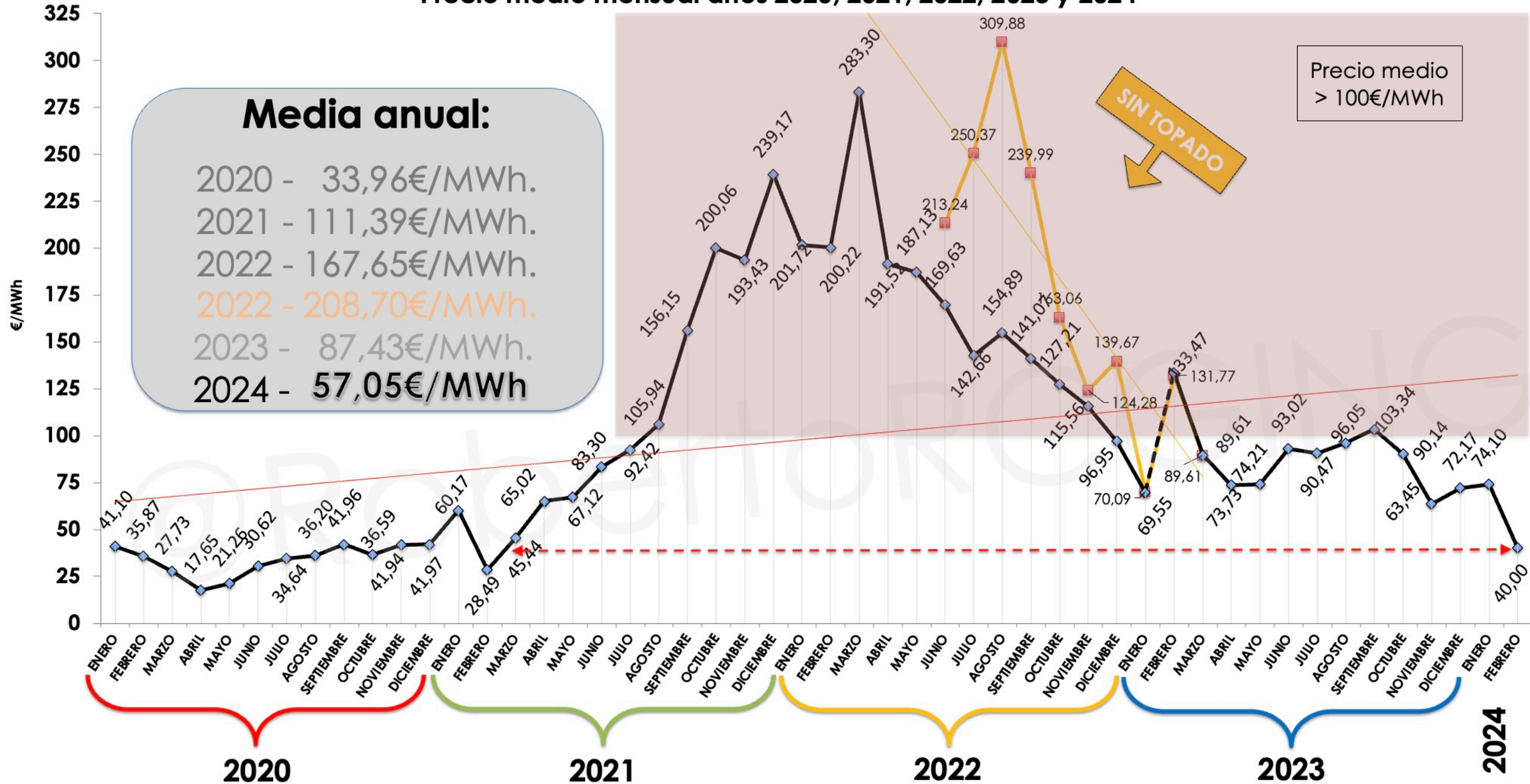


MES DE FEBRERO

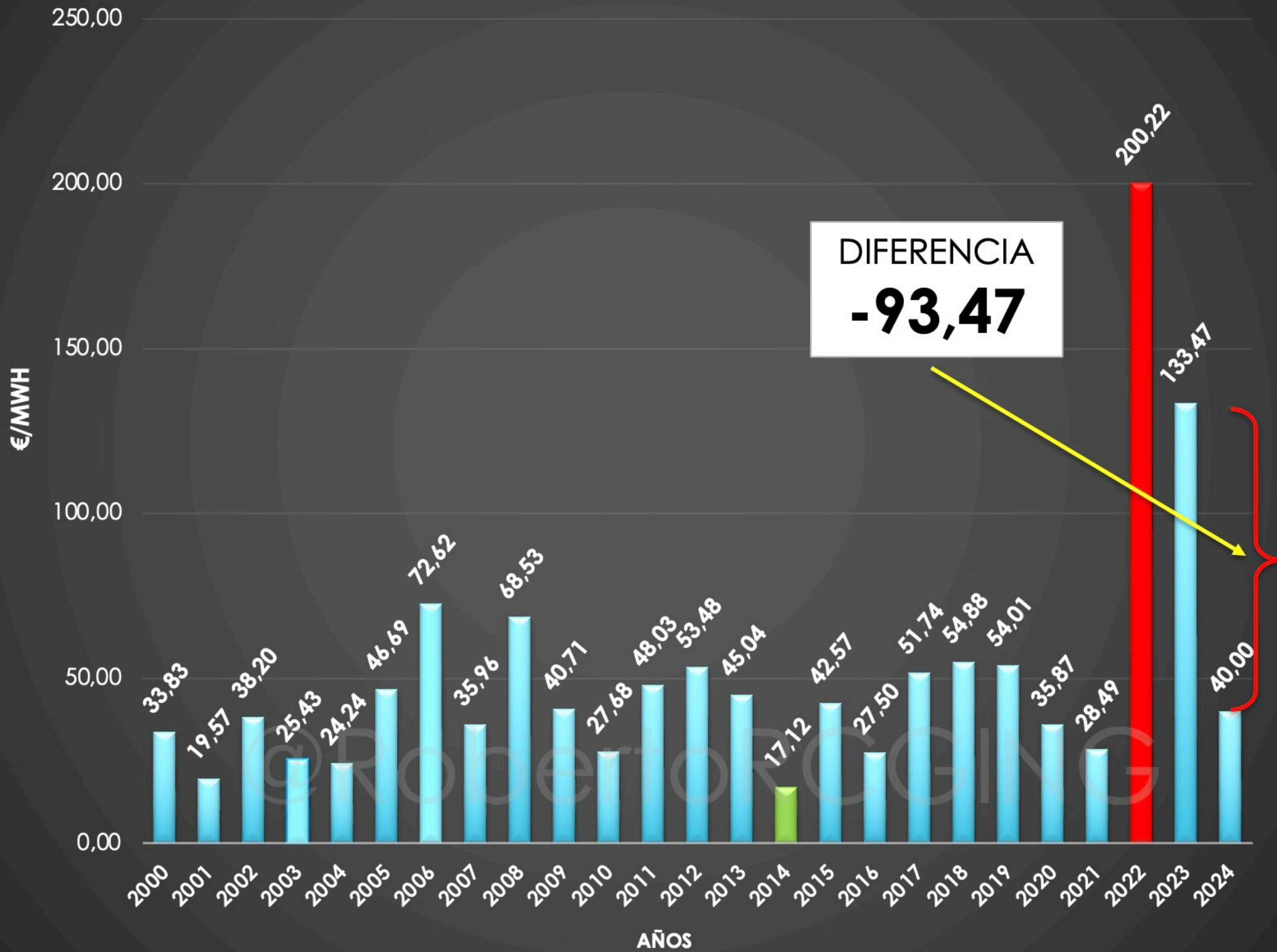
	€/MWh	Δ%		€/MWh	Δ%
2000	33,83	0,00%	2011	48,03	73,52%
2001	19,57	-42,15%	2012	53,48	11,35%
2002	38,20	95,20%	2013	45,04	-15,78%
2003	25,43	-33,43%	2014	17,12	-61,99%
2004	24,24	-4,68%	2015	42,57	148,66%
2005	46,69	92,62%	2016	27,50	-35,40%
2006	72,62	55,54%	2017	51,74	88,15%
2007	35,96	-50,48%	2018	54,88	6,07%
2008	68,53	90,57%	2019	54,01	-1,59%
2009	40,71	-40,60%	2020	35,87	-33,59%
2010	27,68	-32,01%	2021	28,49	-20,57%
			2022	200,22	602,77%
* Media desde el año 2000 es de 50,64€/MWh.			2023	133,47	-33,34%
			2024	40,00	-70,03%

A fecha 29/02/24

Precio medio mensual años 2020, 2021, 2022, 2023 y 2024

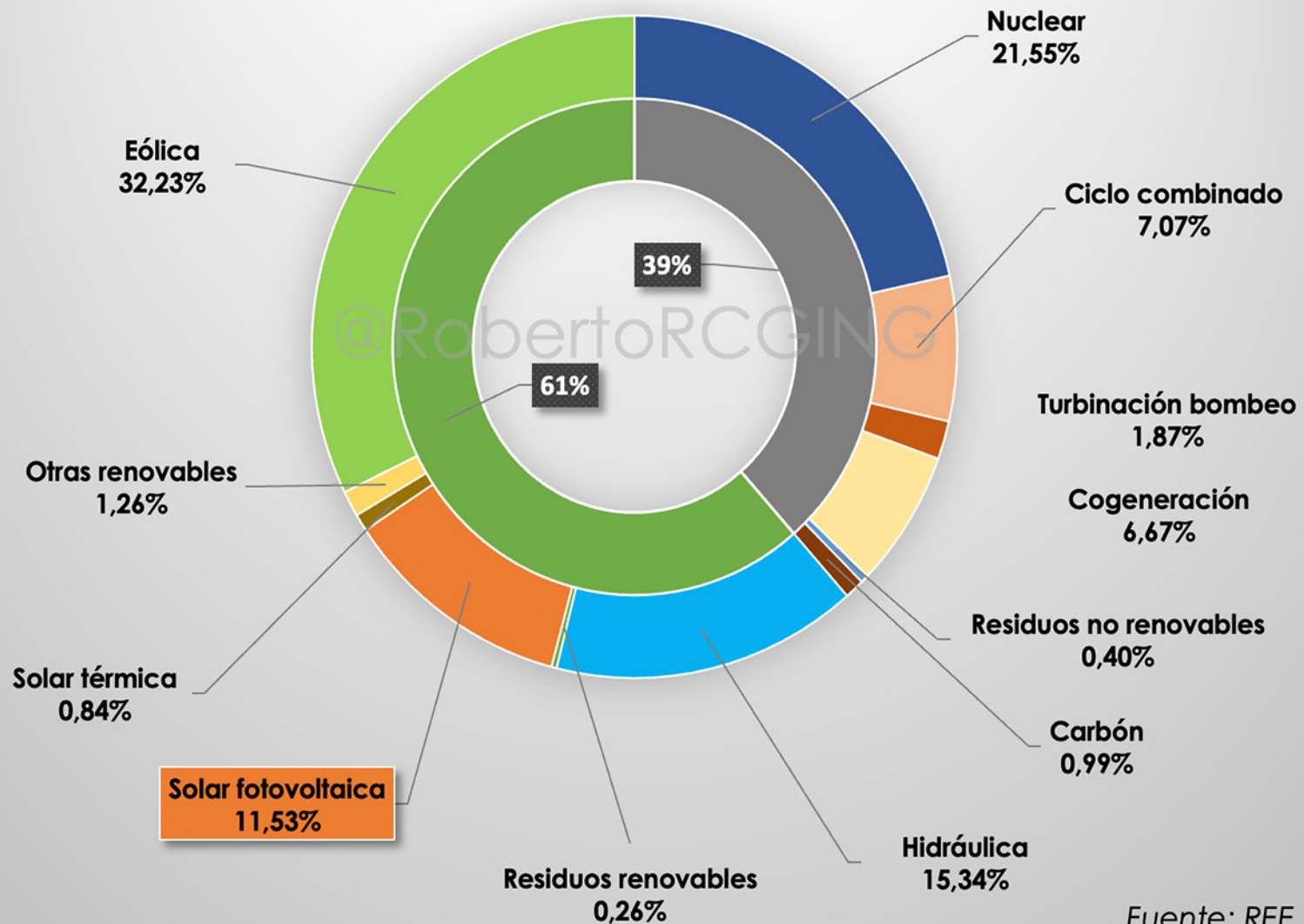


MES DE FEBRERO de 2000 a 2024



FEB/2024

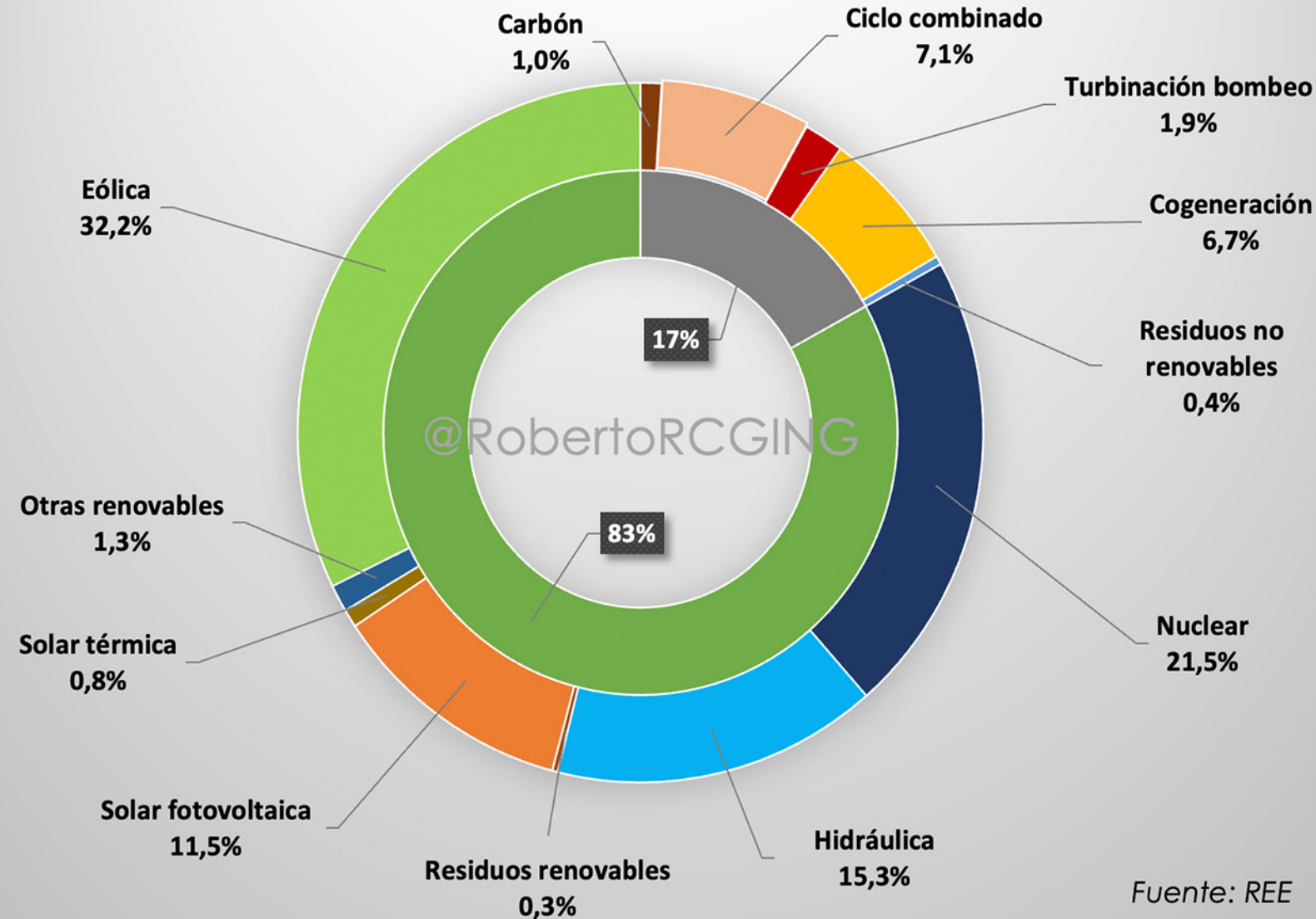
Balance eléctrico (GWh - %)



Fuente: REE

FEB/2024

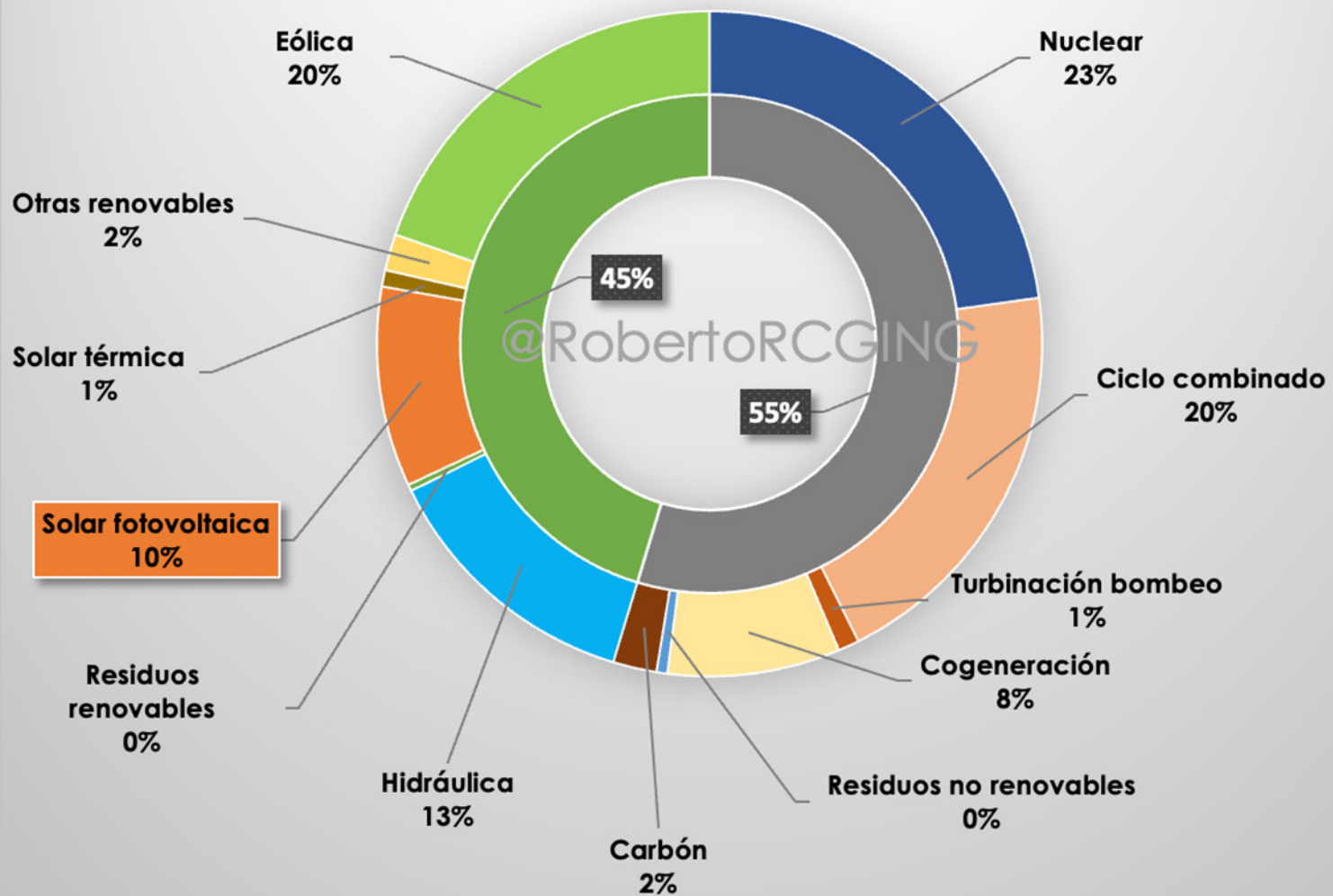
Balance eléctrico (GWh - %) Libre de emisiones de CO2



Fuente: REE

FEB/23

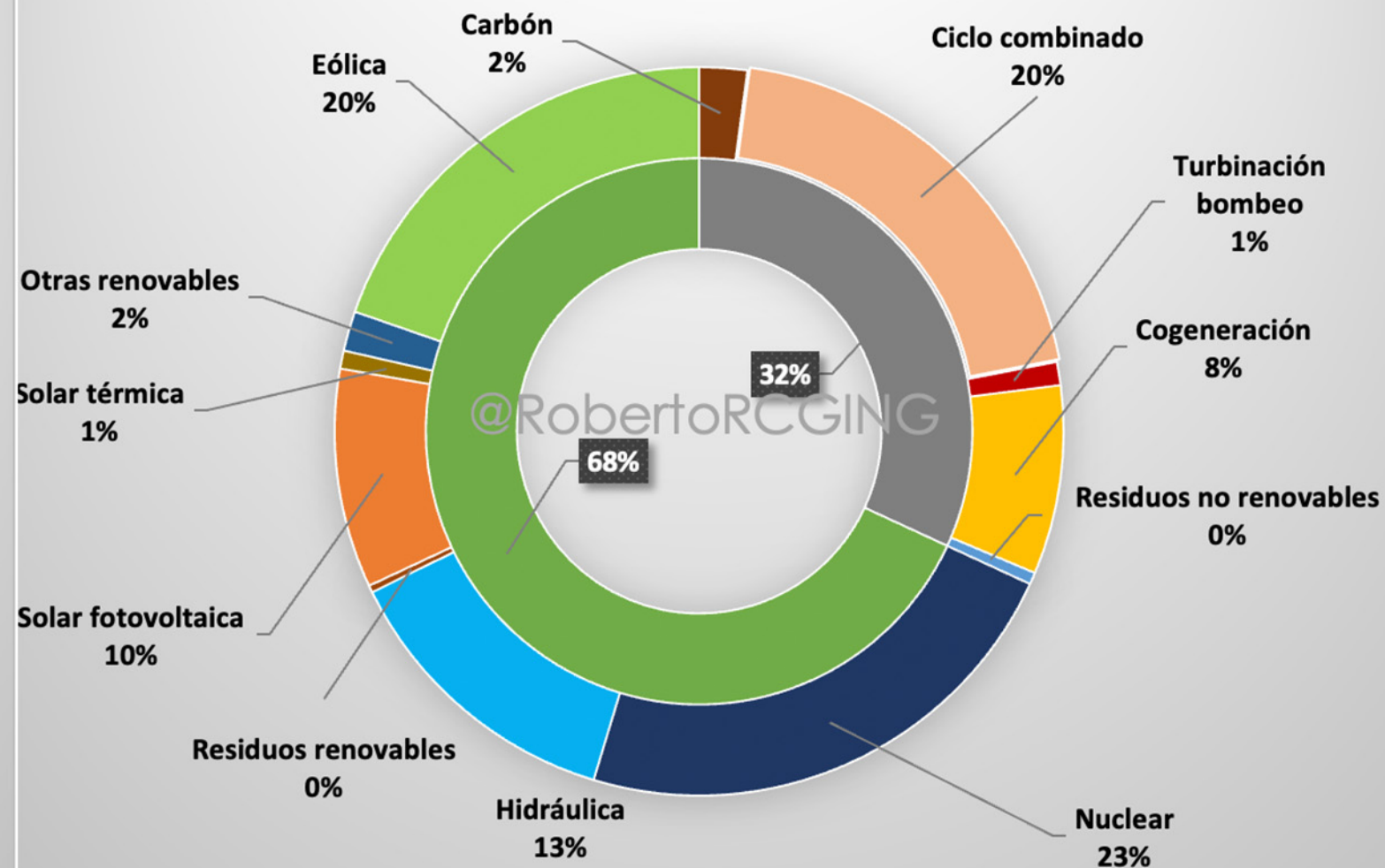
Balance eléctrico (GWh - %)



Fuente: REE

FEB/23

Balance eléctrico (GWh - %) Libre de emisiones de CO2



Fuente: REE

Tecnologías que marcan el precio marginal del mercado diario

España - 02/2024

	Hora																								
	1	2	3	4	5	6	7	8	9	10	11	12	13	14	15	16	17	18	19	20	21	22	23	24	
01	BG HI	HI	HI	HI RE	HI	RE	HI	RE	BG	RE	RE	HI	BG HI	HI	HI	RE	HI	BG	RE	TCC	HI	HI	HI	HI	
02	HI	HI RE	HI	BG RE	HI	RE	BG	RE	RE	BG	HI	RE	RE	RE	RE	HI	RE	HI	RE	BG	BG	HI	HI	HI RE	
03	HI	HI	HI	RE	RE	HI	HI	HI	HI	BG RE	RE	HI	RE	RE	RE	HI	HI	RE	BG	BG	HI	TCC	HI	HI	
04	HI	HI	HI	HI	HI	HI	HI RE	HI	HI	HI	HI	RE	RE	RE	RE	RE	HI	HI	HI RE	RE	HI	HI	HI	RE	
05	HI	TCC	RE	HI	HI	TCC	HI	TCC	TCC	TCC	BG	TCC	RE	RE	RE	HI	TCC	TCC	HI	HI	TCC	HI	HI	HI	
06	HI	BG RE	HI	HI	TCC	HI	HI	BG	HI	TCC	BG	HI	BG RE	HI	RE	HI	HI	RE	HI	RE	RE	BG	RE	HI	
07	RE	RE	HI	RE	HI RE	HI	HI	HI	HI	HI	HI	HI	RE	RE	HI RE	HI	HI	HI	HI	BG	HI	BG	HI	HI	
08	HI	RE	HI RE	HI RE	HI	HI RE	RE	BG HI	BG HI	BG	HI	HI	RE	BG HI RE	RE	RE	RE	RE	HI	BG RE	RE	HI	BG	HI	
09	HI RE	RE	RE TER	RE	RE	RE	HI	HI	HI	RE	HI	HI	HI	HI	HI	HI	HI	HI RE	BG	HI	HI	BG HI	BG	BG HI RE	
10	BG HI	RE	HI RE TER	RE	RE	RE	RE	RE	RE	RE	RE	HI NU RE	HI NU RE	HI NU RE	HI NU RE	HI NU RE	HI NU RE	RE	RE	BG	BG	BG	BG	RE	
11	RE	RE	RE	RE	HI	HI	HI	BG	HI RE	BG	HI	BG	RE	BG	RE	RE	HI	HI	BG	RE	RE	BG	HI	HI	
12	HI	RE	RE	RE	RE	HI	BG	HI	HI	HI	HI	BG	RE	HI	RE	RE	HI	HI	HI	BG	RE	HI	HI	RE	
13	TCC	RE TCC	HI	HI	HI	HI	HI	BG	TCC	HI	BG RE	RE	HI	RE	HI	HI	HI RE	BG	TCC	BG	HI	HI	HI	RE	
14	HI	HI	HI	HI	HI	RE	BG	RE	RE	HI	HI	HI	BG	RE TCC	HI	HI RE	HI	HI	BG RE	BG	HI	RE	BG	HI	
15	RE	HI	RE	RE	RE	RE	HI	BG	BG	HI	HI	HI	HI	RE	HI	HI	RE	HI RE	BG	HI	HI	HI RE	BG	HI	
16	HI	BG RE	HI	HI	TCC	RE	HI	HI	BG	HI	HI	HI	TCC	RE	TCC	TCC	HI	HI	HI	HI	HI	BG	HI	HI	
17	HI	HI	HI	BG RE	BG RE	HI	HI	HI	HI	HI	BG HI RE	RE	RE	RE	RE	HI	RE	HI	BG	HI	RE	BG	BG	BG	
18	BG	HI	HI	RE	HI	RE	RE	HI	RE	TCC	RE	HI	RE	RE	RE	HI	RE	RE TCC	RE	BG	HI	BG	HI	TCC	
19	HI	HI	HI	HI	HI	RE	HI	BG HI	HI	HI	HI	HI	HI	HI	HI RE	RE	HI	HI	HI	BG	HI	HI	HI	HI	
20	HI	RE	HI	HI	HI	BG RE	HI	RE	HI	HI	RE	RE	RE	RE	RE	HI	HI	HI	RE	RE	HI	HI	HI	BG	
21	RE	BG HI RE	HI	HI	HI	HI RE	BG	RE	BG RE	HI	RE	HI RE	HI RE	HI RE	RE	TCC	HI RE	BG RE	HI	RE	BG	HI	HI	HI	
22	HI	HI	RE	RE	RE	RE	HI	HI RE	BG	BG	BG HI RE	HI	HI RE	RE	RE	RE	RE	HI	BG HI RE	RE	HI	BG HI	BG HI RE	RE	
23	RE	HI	RE	RE	RE	RE	RE	BG RE	HI	RE	RE	RE	HI RE	RE	HI RE	HI RE	RE	RE	HI	BG	HI	HI	HI	HI	
24	BG	RE TER	RE	RE	RE	RE	RE	BG	BG	HI	RE	HI NU RE	HI NU RE	HI NU RE	HI NU RE	HI NU RE	HI NU RE	RE	HI	HI	HI	HI RE	RE	BG	
25	RE	HI RE	RE	RE	RE	HI RE	RE	RE	HI RE	HI RE	HI RE	HI RE	HI RE	RE	RE	RE	HI NU RE	HI RE	RE	HI	HI	BG	HI	HI RE	HI RE
26	RE	RE	RE	RE	RE	HI RE	RE	HI	HI	RE	RE	RE	RE	RE	HI RE	HI NU RE	RE	RE	RE	BG HI RE	HI	BG HI RE	HI	RE	
27	HI	HI RE	HI NU RE	HI NU RE	HI NU RE	HI NU RE	RE	BG	HI	RE	RE	HI NU RE	HI NU RE	HI NU RE	HI NU RE	HI NU RE	RE	RE	HI	BG RE	BG HI RE	RE	HI	BG	
28	RE	RE	RE	RE	RE	RE	RE	BG	HI	RE	RE	HI NU RE	HI NU RE	HI NU RE	HI NU RE	HI NU RE	HI NU RE	RE	HI	HI RE	HI	BG	BG	HI	
29	HI	HI RE	BG HI	HI	BG	BG	HI	HI	HI RE	HI	RE	RE	HI NU RE	HI NU RE	HI NU RE	HI NU RE	HI NU RE	HI RE	RE	BG HI RE	HI	BG	BG HI RE	RE	

- Leyenda:**
- BG - Generación hidráulica de bombeo
 - HI - Generación hidráulica
 - MIE - Mibel importación desde sist. eléctrico español
 - MIP - Mibel importación desde sist. eléctrico portugués
 - RE - Renovables, Cogeneración y Residuos
 - TCC - Generación térmica ciclo combinado
 - TER - Generación térmica convencional
 - NU - Nuclear

Tecnologías que marcan el precio marginal del mercado diario

feb-24

		Horas	
BG	Hidraulica de Bombeo	71	10,20%
HI	Hidráulica	272	39,08%
MIE	importación desde sistema español	0	0,00%
MIP	importación desde sistema portugues	0	0,00%
RE	Renovables, Congeneracion y Residuos	209	30,03%
TCC	Térmica de Ciclo Combinado	23	3,30%
TER	Térmica convencional	0	0,00%
NU	Nuclear	0	0,00%
X	Combinación de las anteriores	121	17,39%
Total Horas/dia		696	

Precios a futuros a fecha 29/02/24

Mes mar-2024	23,50 €/MWh
Mes abr-2024	34,58 €/MWh
Mes may-2024	41,60 €/MWh
Mes jun-2024	55,60 €/MWh
Mes jul-2024	64,75 €/MWh
Mes ago-2024	63,03 €/MWh
Mes sep-2024	66,52 €/MWh
Mes oct-2024	62,48 €/MWh
Día 1-mar-2024	9,07 €/MWh
Día 2-mar-2024	8,00 €/MWh
Día 3-mar-2024	6,00 €/MWh
Día 4-mar-2024	26,91 €/MWh
Día 5-mar-2024	26,91 €/MWh
Día 6-mar-2024	26,91 €/MWh
Día 7-mar-2024	26,91 €/MWh
Día 8-mar-2024	26,91 €/MWh

Trimestre 2-2024	43,90 €/MWh
Trimestre 3-2024	64,75 €/MWh
Trimestre 4-2024	66,20 €/MWh
Trimestre 1-2025	55,50 €/MWh

Mes mar-2024	23,50 €/MWh
Mes abr-2024	34,58 €/MWh
Mes may-2024	41,60 €/MWh
Mes jun-2024	55,60 €/MWh
Mes jul-2024	64,75 €/MWh
Mes ago-2024	63,03 €/MWh
Mes sep-2024	66,52 €/MWh
Mes oct-2024	62,48 €/MWh

MEDIA ANUAL

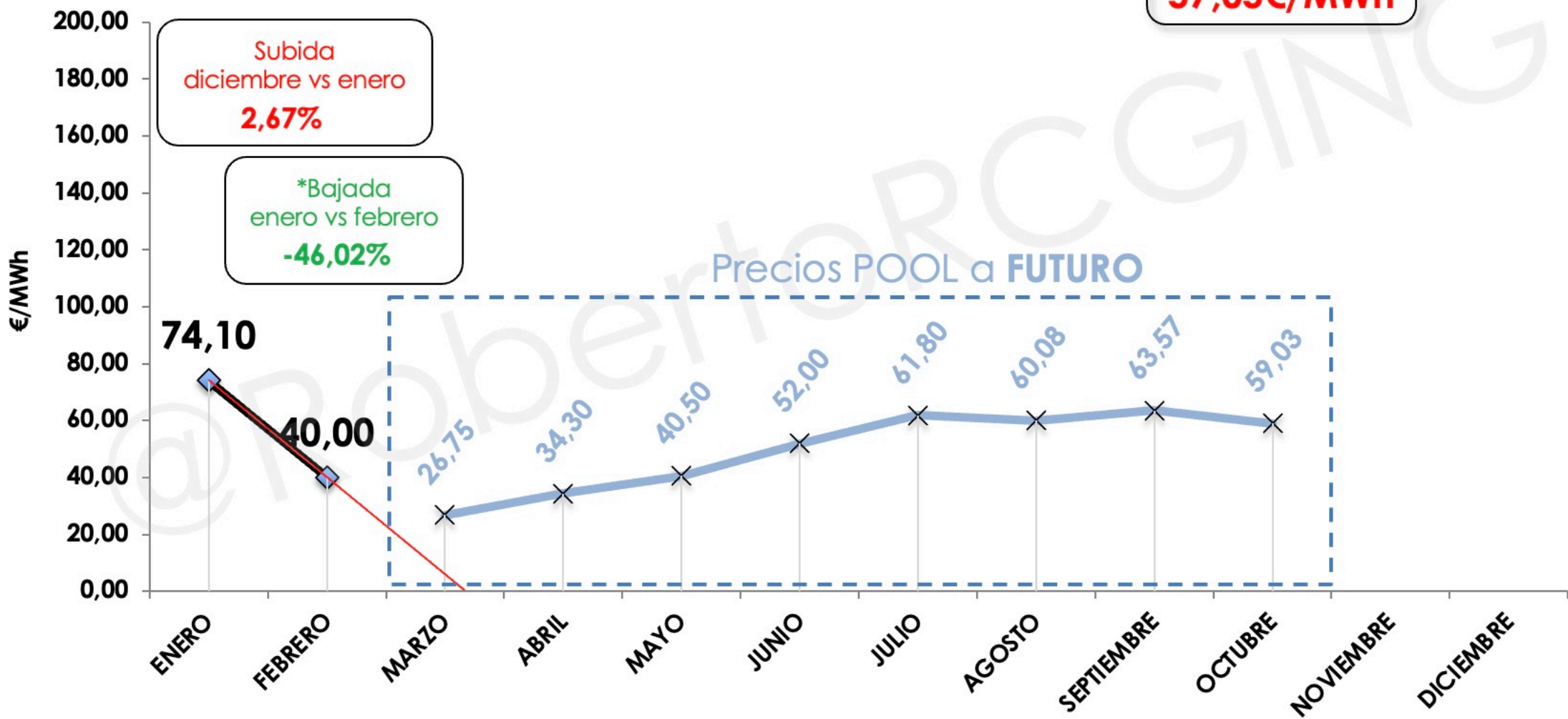
2000	30,60	2010	36,95	2020	33,96
2001	30,06	2011	49,92	2021	111,39
2002	37,39	2012	47,26	2022	167,65
2003	28,95	2013	44,20	2023	87,43
2004	27,93	2014	41,97	2024*	57,05€/MWh
2005	53,63	2015	50,27		
2006	50,67	2016	39,61		
2007	39,32	2017	52,22		
2008	64,44	2018	57,29		
2009	36,98	2019	47,70		

* a fecha 29/02/2024

Precio medio mensual de la LUZ año 2024

***Media Anual
57,05€/MWh**

29/02/24



POOL POR MESES - COMPARATIVA ULTIMOS AÑOS

■ 2018
 ■ 2019
 ■ 2020
 ■ 2021
 ■ 2022
 ■ TOPADO '22
 ■ 2023
 ■ TOPADO '23
 ■ 2024

