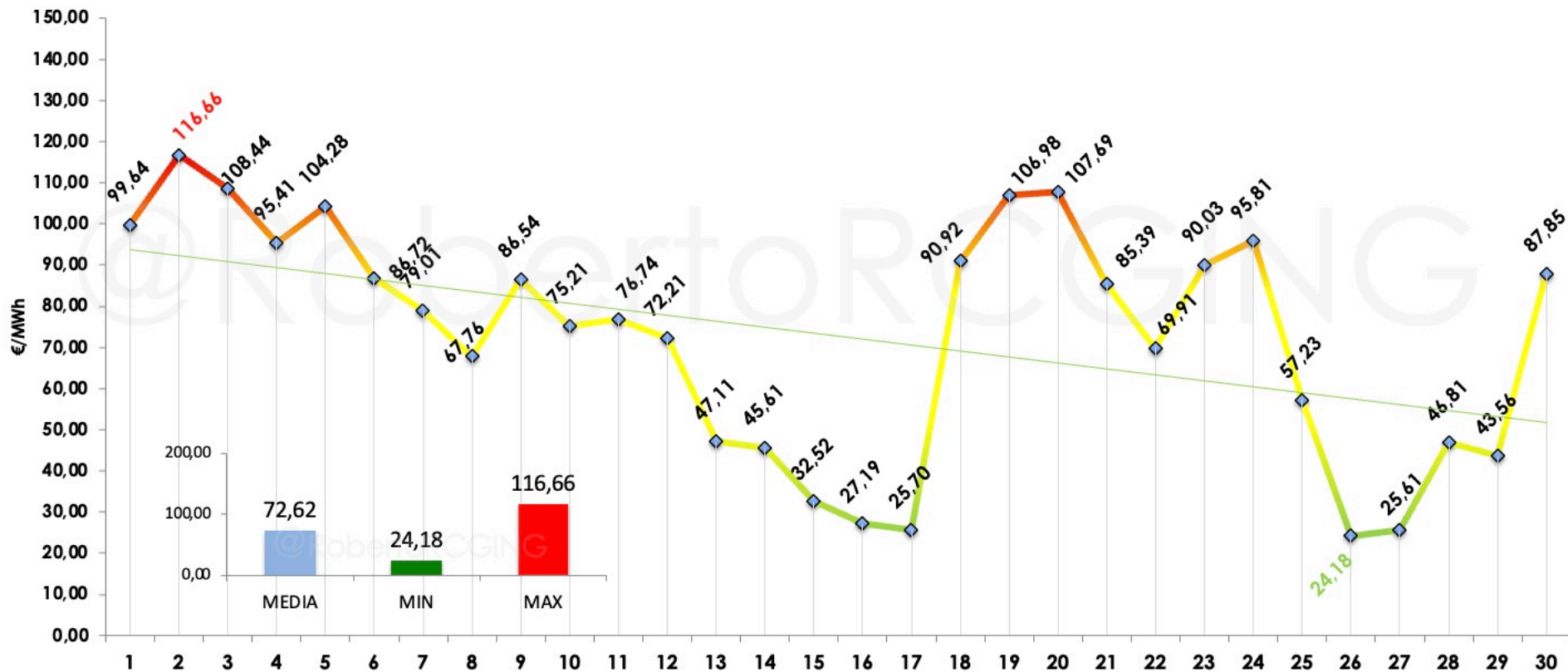


# Curva mensual del POOL SEPTIEMBRE 2024

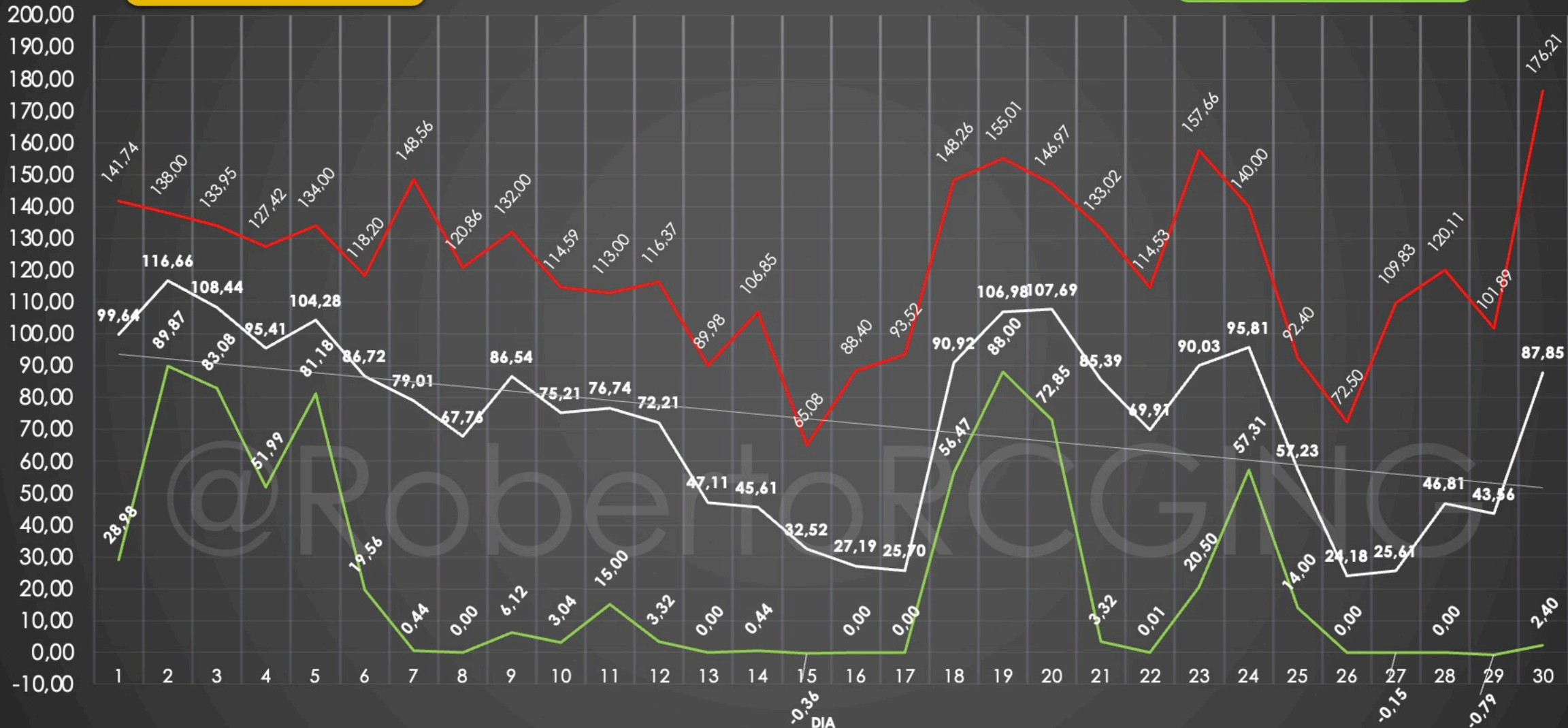


respecto agosto  
**-20,24%**

# POOL MES SEPTIEMBRE 2024

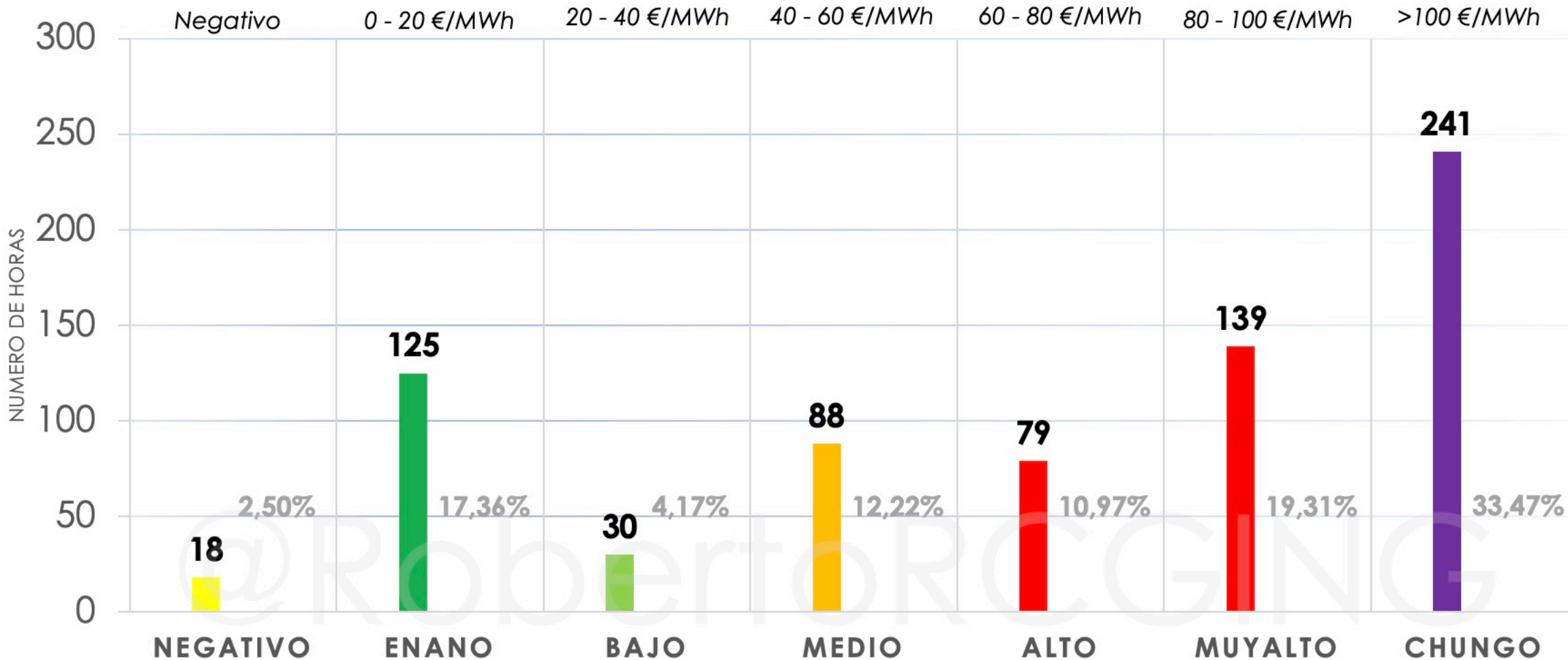
media mensual  
**72,62 €/MWh**

— Medio — Mínimo — Máximo — Lineal (Medio)

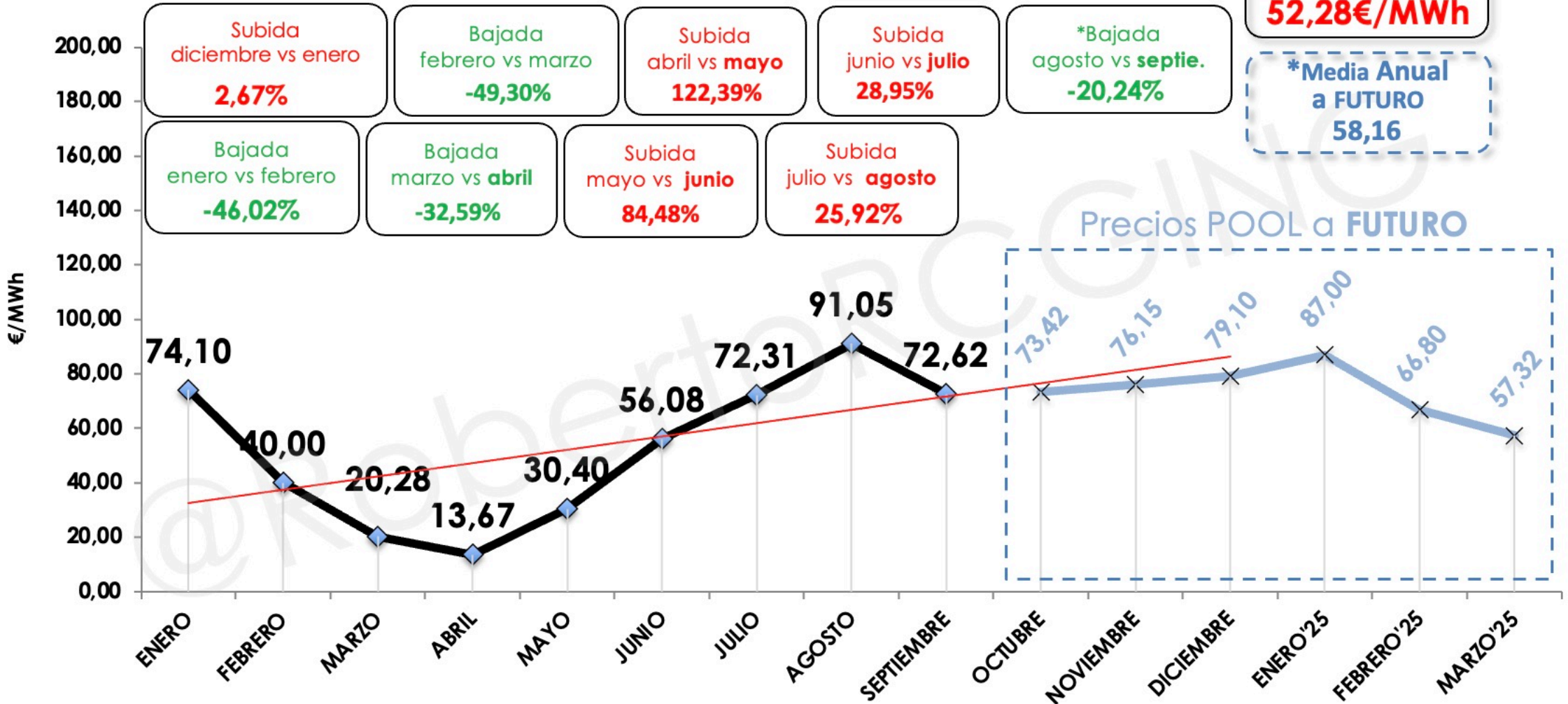


# HORAS DEL MES DE SEPTIEMBRE Y ESCALA "CAVERO-VIDAL"

El mes de septiembre, 30 días x 24 horas = 720

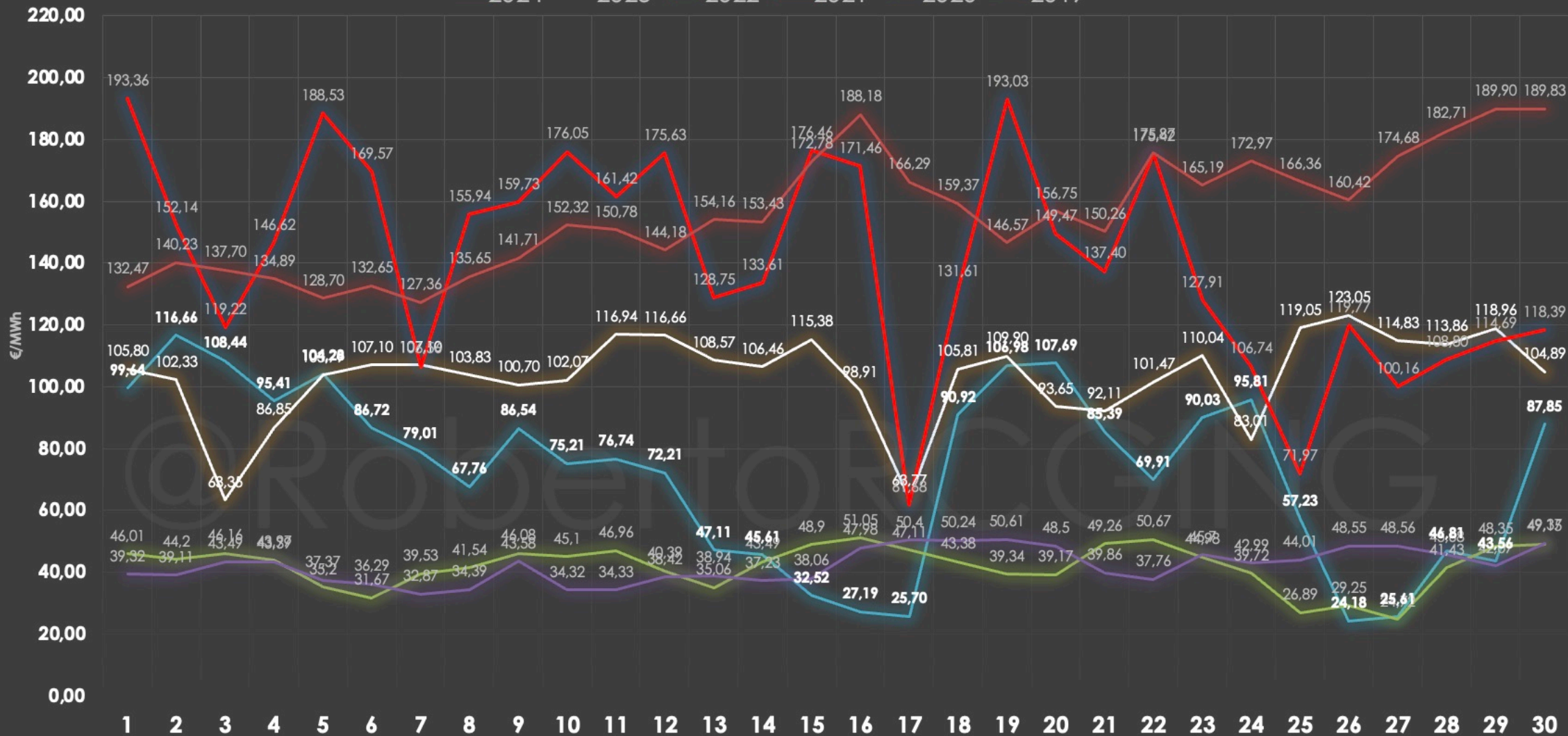


# Precio medio mensual de la LUZ año 2024



### Comparativa del mes de SEPTIEMBRE - últimos 6 años

—2024 —2023 —2022 —2021 —2020 —2019



## MES DE SEPTIEMBRE

	€/MWh	Δ%		€/MWh	Δ%
<b>1998</b>	24,14	0,00%	<b>2011</b>	58,47	25,90%
<b>1999</b>	26,28	8,84%	<b>2012</b>	47,59	-18,61%
<b>2000</b>	37,36	54,74%	<b>2013</b>	50,20	5,48%
<b>2001</b>	36,57	-2,11%	<b>2014</b>	58,89	17,31%
<b>2002</b>	36,34	-0,63%	<b>2015</b>	51,88	-11,90%
<b>2003</b>	37,80	4,02%	<b>2016</b>	43,59	-15,98%
<b>2004</b>	33,90	-10,32%	<b>2017</b>	49,15	12,76%
<b>2005</b>	56,71	67,29%	<b>2018</b>	71,27	45,01%
<b>2006</b>	52,47	-7,48%	<b>2019</b>	42,11	-40,91%
<b>2007</b>	35,80	-31,77%	<b>2020</b>	41,96	-0,36%
<b>2008</b>	73,03	103,99%	<b>2021</b>	156,15	272,15%
<b>2009</b>	35,87	-50,88%	<b>2022</b>	141,07	-9,65%
<b>2010</b>	46,44	29,47%	<b>2023</b>	103,34	-33,82%
			<b>2024</b>	72,62	-48,52%

\* A fecha 30/09/24

# TOP 10 precios medios MAYORES 100€/MWh

Horas del día  
>100€/MWh

Nº

PRECIO

FECHA

1

120,37 €/MWh

29/8/24

24

2

116,66 €/MWh

2/9/24

18

3

116,61 €/MWh

31/8/24

18

4

115,57 €/MWh

30/8/24

18

5

113,83 €/MWh

9/1/24

19

6

109,82 €/MWh

5/8/24

16

7

109,40 €/MWh

22/8/24

16

8

108,78 €/MWh

29/7/24

21

9

108,44 €/MWh

3/9/24

16

10

108,43 €/MWh

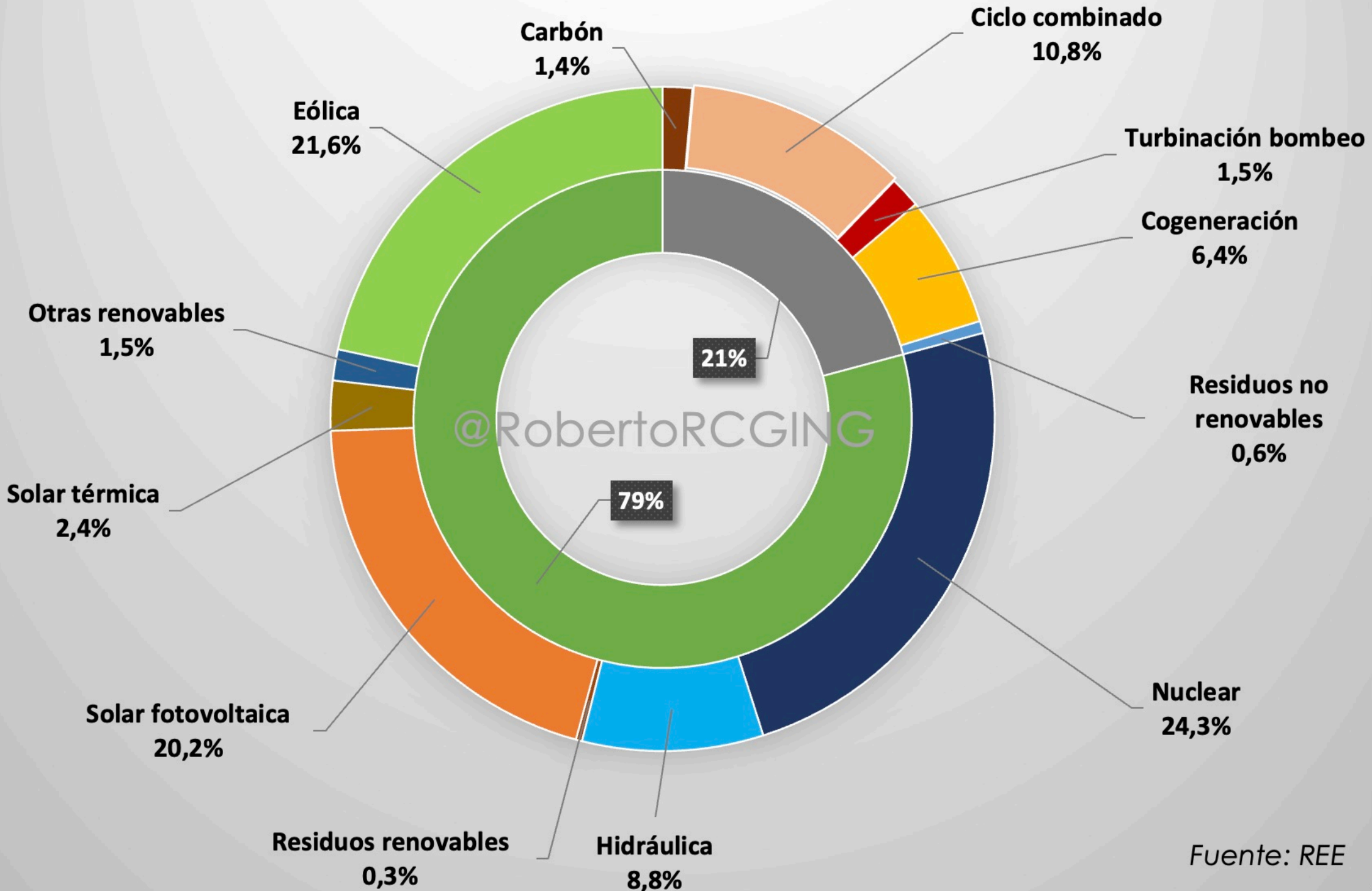
28/8/24

17

A fecha 30/09/2024

septiembre/24

# Balance eléctrico (GWh - %) Libre de emisiones de CO2

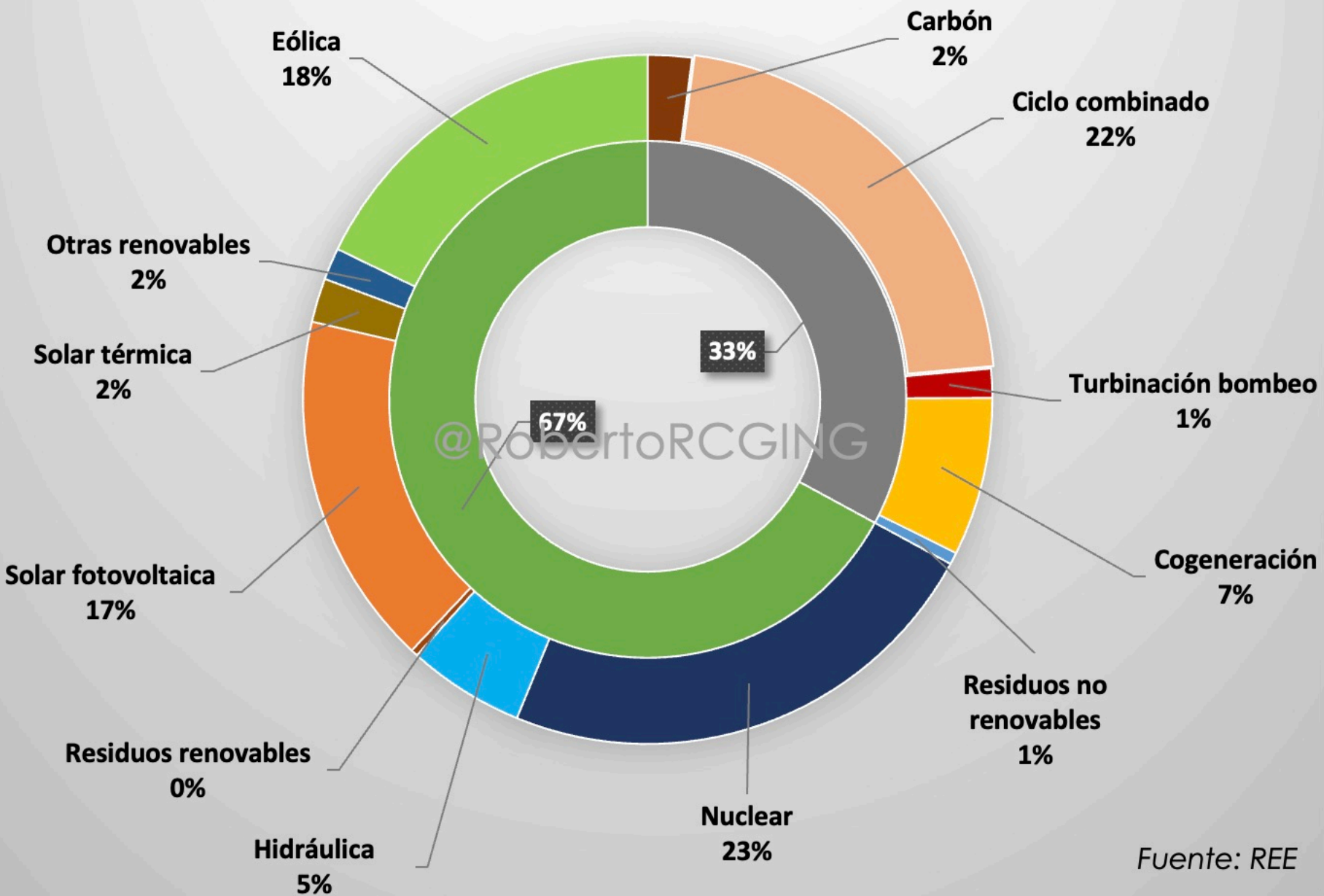


Fuente: REE



sept/23

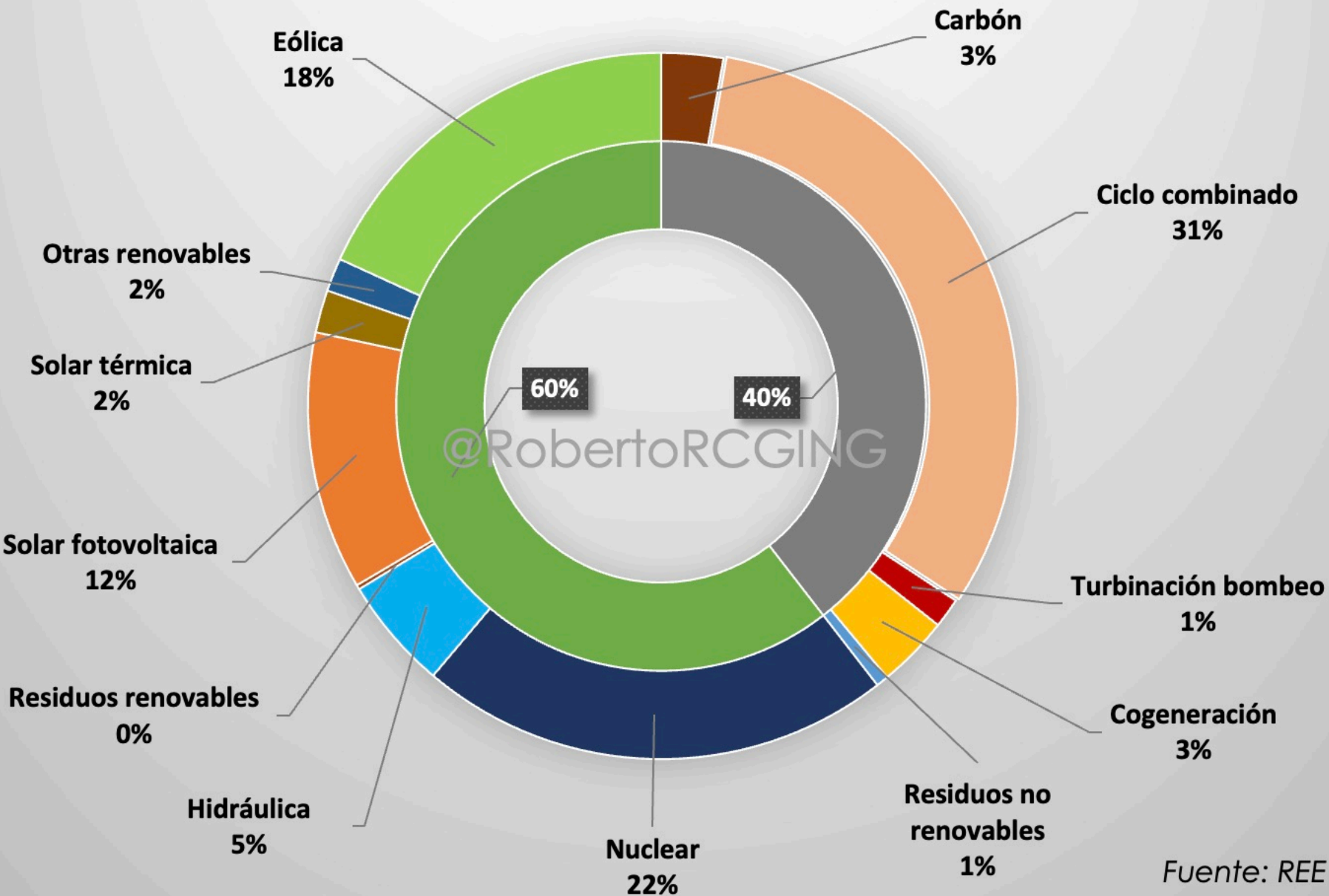
# Balance eléctrico (GWh - %) Libre de emisiones de CO2



Fuente: REE

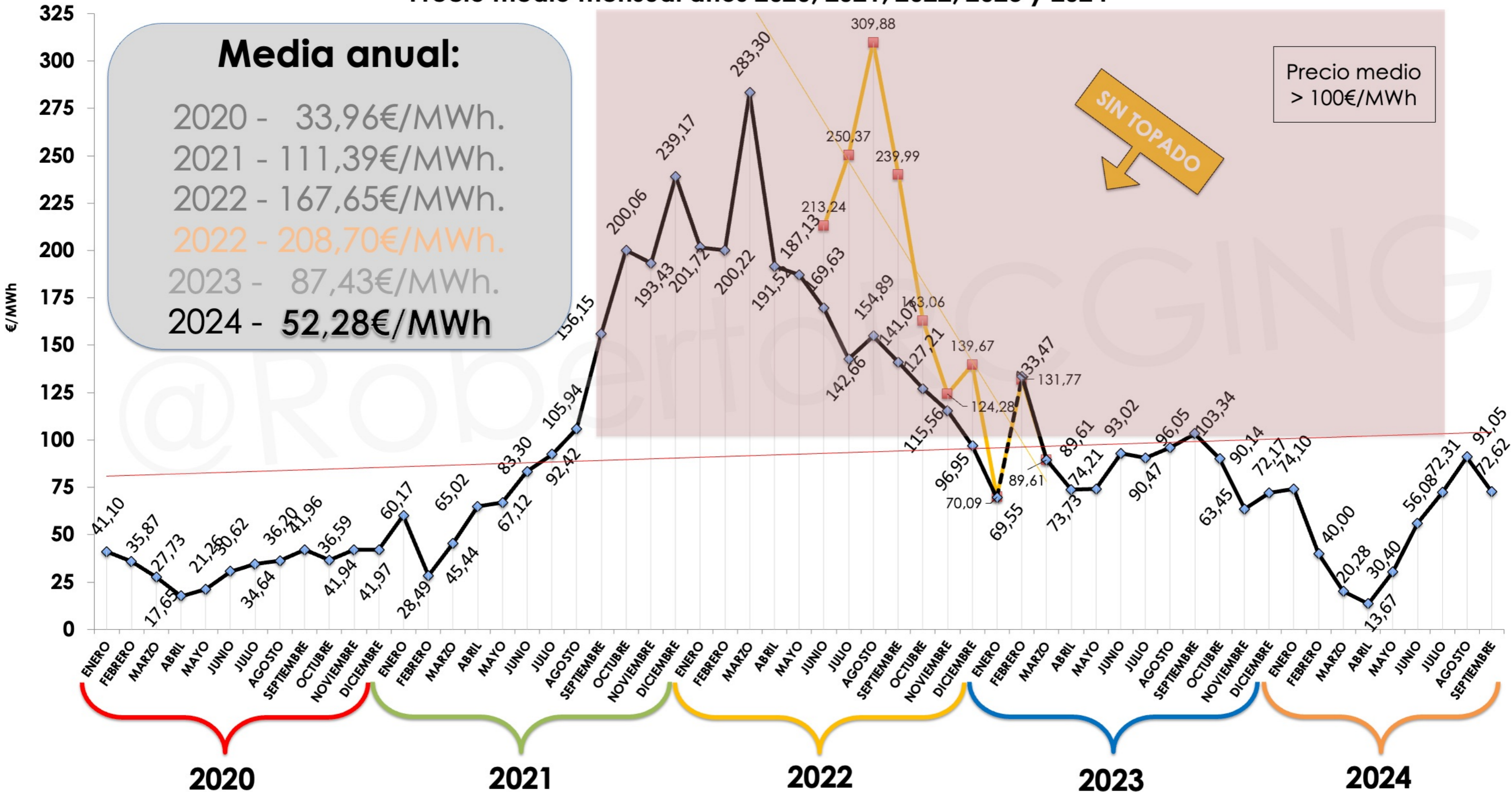
sept/2022

# Balance eléctrico (GWh - %) Libre de emisiones de CO2



Fuente: REE

# Precio medio mensual años 2020, 2021, 2022, 2023 y 2024





# PRECIOS MEDIOS MENSUALES MÁS ALTOS POR AÑOS



	<b>MEDIA</b>	<b>MIN</b>	<b>MAX</b>
<b>PROMEDIO MENSUAL</b>	<b>72,62</b>	<b>23,22</b>	<b>121,70</b>
<b>VALOR MÍNIMO</b>	<b>24,18</b>	<b>-0,79</b>	<b>65,08</b>
<b>VALOR MÁXIMO</b>	<b>116,66</b>	<b>89,87</b>	<b>176,21</b>
	<b>en €/MWh</b>		

# Tecnologías que marcan el precio marginal del mercado diario

España - 09/2024

		Hora																									
		1	2	3	4	5	6	7	8	9	10	11	12	13	14	15	16	17	18	19	20	21	22	23	24		
01		HI	HI TCC	HI	HI	TCC	HI	TCC	TCC	TCC	TCC	RE	RE	RE	RE	RE	RE	RE	RE	RE	HI	RE	HI	BG	HI	BG HI	
02		HI	BG	HI	HI RE	HI	BG	HI	TCC	HI	BG	HI	HI	RE	RE	RE	RE	RE	RE	HI	HI	BG HI RE	HI	BG	HI	BG	
03		TCC	HI	TCC	HI	HI RE	HI	BG	BG	HI	BG	RE	RE	RE	RE	RE	RE	RE	RE	RE	HI	HI	BG	BG	HI	HI	
04		HI	HI	HI	RE	RE	RE	TCC	HI	HI	HI	HI	RE	RE	RE	RE	RE	RE	RE	RE	RE	HI RE	TCC	HI	HI	HI	
05		RE	HI	HI	HI	HI RE	BG RE	HI	HI	HI	HI	RE	RE	RE	RE	RE	RE	HI	RE	HI	HI	BG	HI	RE	HI	BG	
06		BG	BG	HI	RE	HI	RE	HI RE	HI	HI	HI	RE	RE	RE	RE	RE	RE	RE	HI	RE	RE	TCC	HI	TCC	BG	HI	
07		HI	HI	HI	HI	HI	HI	RE	RE	TCC	RE	RE	RE	RE	RE	RE	RE	RE	RE	RE	RE	HI	BG	HI	HI	HI	
08		HI	HI	HI	BG	HI	HI	HI	TCC	HI	RE	RE	RE	HI RE	RE	RE	RE	RE	RE	RE	RE	RE	HI	BG	HI	HI	
09		HI	HI	TCC	TCC	BG	HI	HI	BG RE	BG RE	TCC	RE	RE	RE	RE	RE	RE	RE	RE	RE	RE	BG	HI	RE	TCC	TCC	
10		TCC	HI	HI RE	HI	HI	HI RE	HI	HI	HI	BG HI RE	RE	RE	RE	HI	RE	RE	RE	RE	RE	RE	HI	HI	HI	BG	HI	
11		HI	RE	HI II RE	HI	RE	RE	RE	BG	BG	RE	RE	RE	RE	RE	RE	RE	RE	RE	RE	RE	HI RE	RE	BG	BG	BG	
12		HI	HI	HI RE	HI RE	HI	HI	HI	TCC	TCC	BG	RE	RE	RE	RE	RE	RE	RE	RE	RE	RE	HI RE	BG	BG	RE	BG	
13		HI	HI	HI	HI	HI	RE	BG	BG	HI	RE	RE	RE	RE	RE	RE	RE	RE	RE	RE	RE	RE	BG	HI	BG	RE	
14		RE	HI	RE	HI	RE	RE	HI	HI	RE	HI	RE	RE	RE	RE	RE	RE	RE	RE	RE	RE	HI	HI	RE	RE	HI	BG
15		BG	BG	RE	HI	HI	HI	HI	HI	RE	RE	RE	RE	RE	RE	RE	RE	RE	RE	RE	RE	HI	RE	HI	BG	HI	
16		BG HI	RE	RE	RE	RE	RE	RE	BG HI II	BG HI II	HI	RE	HI RE	RE	RE	RE	RE	RE	RE	RE	HI RE	RE	BG	HI	HI	HI	HI
17		BG	RE	RE	RE	RE	RE	BG	RE	HI	BG	RE	HI RE	RE	RE	RE	RE	RE	RE	RE	RE	RE	RE	RE	HI	BG	RE
18		RE	BG RE	HI	HI	HI	HI	TCC	TCC	RE	HI	BG	HI	RE	RE	HI	HI	HI	BG	RE	HI	HI	HI	HI	HI	TCC	
19		TCC	HI	HI	HI	TCC	RE	HI	TCC	TCC	TCC	HI	HI	HI	HI	HI	RE	RE	HI	RE	BG	HI	HI	HI	HI	HI	
20		TCC	BG	HI	HI	TCC	BG	HI	BG	BG	TCC	BG	TCC	HI RE	RE	RE	TCC	RE	RE	TCC	TCC	HI	HI	BG RE	TCC	TCC	
21		HI	HI	HI	HI	TCC	HI	BG	HI	TCC	HI	HI	RE	HI	RE	HI	RE	RE	RE	RE	RE	HI	HI	HI	TCC	BG	
22		TCC	HI	HI	HI	HI	BG	HI	BG	HI	HI	RE	RE	RE	RE	HI RE	HI RE	HI RE	RE	BG	HI	HI	HI	HI	BG	TCC	
23		HI	HI	HI	HI	HI	HI	HI	TCC	HI	TCC	RE	RE	RE	RE	RE	RE	RE	RE	HI	HI	HI	HI	HI	HI	BG	BG
24		HI	HI	BG	BG HI	BG HI	BG HI	HI	HI	HI	HI	BG	RE	HI	RE	RE	RE	RE	HI	HI	RE	HI	RE	HI	BG	RE	
25		HI	HI	HI	HI	II	II	HI	HI	RE	HI RE	HI	RE	RE	RE	RE	HI	RE	RE	HI	RE	HI	HI	HI	HI	HI	RE
26		RE	RE	HI RE	RE	RE	RE	RE	HI	HI RE	RE	RE	RE	HI RE	HI RE	HI RE	HI RE	HI RE	RE	HI	RE	HI RE	HI	RE	HI	RE	BG
27		HI RE	RE	RE	RE	RE	RE	RE	HI	RE	RE	RE	RE	RE	RE	RE	RE	RE	RE	RE	RE	HI	HI	RE	HI	RE	HI
28		BG	BG	RE	HI	RE	RE	RE	RE	RE	RE	RE	HI RE	RE	RE	RE	RE	RE	RE	RE	RE	RE	RE	HI	HI	HI	HI
29		HI	HI	BG	HI	RE	HI	RE	HI	HI	HI	RE	RE	RE	RE	RE	RE	RE	RE	RE	HI	BG	RE	HI	HI	HI	
30		HI	HI	HI	RE	II	BG HI	HI	HI	HI	HI	RE	RE	RE	RE	RE	RE	RE	RE	HI	BG	TCC	TCC	HI	RE	HI	

- Leyenda:**
- BG - Generación hidráulica de bombeo
  - HI - Generación hidráulica
  - MIE - Mibel importación desde sist. eléctrico español
  - MIP - Mibel importación desde sist. eléctrico portugués
  - RE - Renovables, Cogeneración y Residuos
  - TCC - Generación térmica ciclo combinado
  - TER - Generación térmica convencional
  - NU - Nuclear